

# Data Centers

Mendel Rosenblum

# Evolution of data centers

- 1960's, 1970's: a few very large time-shared computers
- 1980's, 1990's: heterogeneous collection of lots of smaller machines.
- Today and into the future:
  - Data centers contain large numbers of nearly identical machines
  - Geographically spread around the world
  - Individual applications can use thousands of machines simultaneously
- Companies consider data center technology a trade-secret
  - Limited public discussion of the state of the art from industry leaders

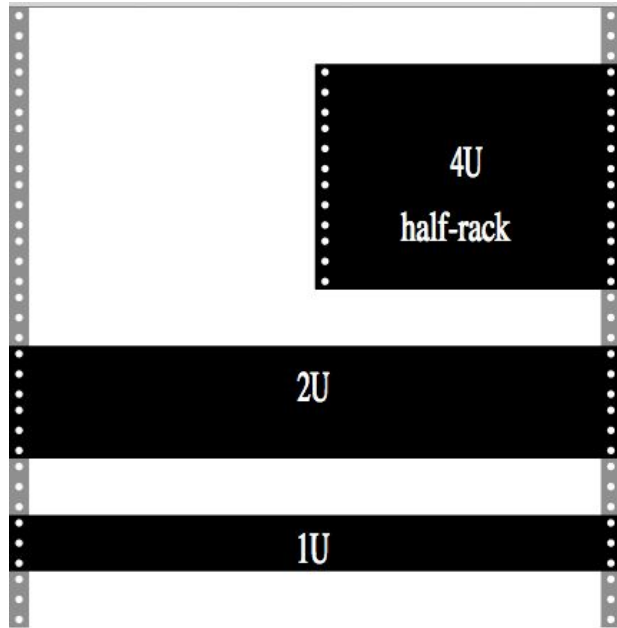
# Typical specs for a data center today

- 15-40 megawatts power (Limiting factor)
- 50,000-200,000 servers
- \$1B construction cost
- Onsite staff (security, administration): 15

# Rack

- Typically is 19 or 23 inches wide
- Typically 42 U
  - U is a Rack Unit - 1.75 inches

- Slots:




- Data centers



# Rock Slots

- Slots hold power distribution, servers, storage, networking equipment
- Typical server: 2U
  - 8-128 cores
  - DRAM: 32-512 GB
- Typical storage: 2U
  - 30 drives
- Typical Network: 1U
  - 72 10GB



# Row/Cluster

- 30+ racks

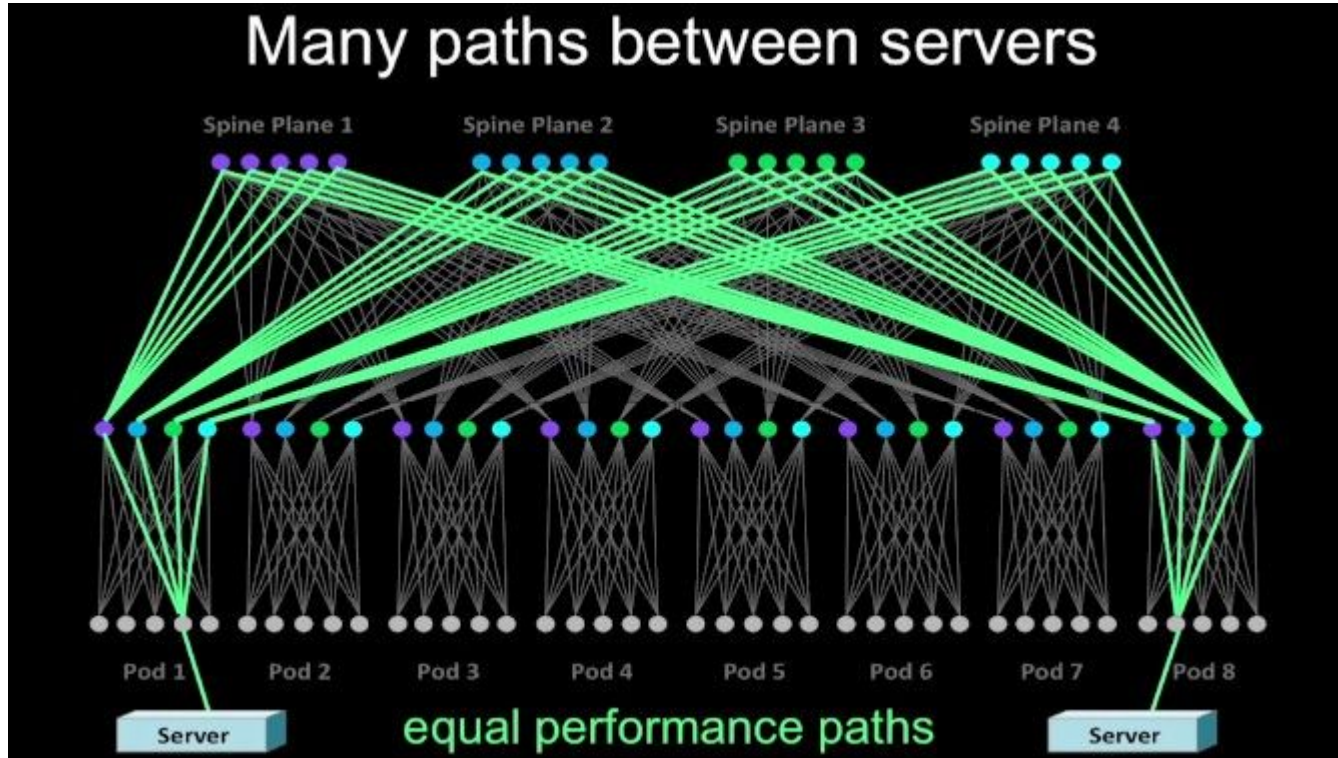


# Networking - Switch locations

- Top-of-rack switch
  - Effectively a cross-bar connecting machines in rack
  - Multiple links going to end-of-row routers
- End-of-row router
  - Aggregate row of machines
  - Multiple links going to core routers
- Core router
  - Multiple core routers



# Multipath routing





# Ideal: "full bisection bandwidth"

- Would like network like cross-bar
  - Everyone has a private channel to everyone else
- In practice today: some oversubscription (can be as high as 100x)
  - Assumes applications have locality to rack or row but this is hard to achieve in practice.
  - Some problem fundamental: Two machines transferring to the same machine
- Consider where to place:
  - Web Servers
  - Memcache server
  - Database servers - Near storage slots
- Current approach: Spread things out

# Power Usage Effectiveness (PUE)


- Early data centers built with off-the-shelf components
  - Standard servers
  - HVAC unit designs from malls
- Inefficient: Early data centers had PUE of 1.7-2.0

$$\text{PUE ratio} = \frac{\text{Total Facility Power}}{\text{Server/Network Power}}$$

- Best-published number (Facebook): 1.07 (no air-conditioning!)
- Power is about 25% of monthly operating cost

# Energy Efficient Data Centers

- Better power distribution - Fewer transformers
- Better cooling - use environment (air/water) rather than air conditioning
  - Bring in outside air
  - Evaporate some water
- Hot/Cold Aisles:
- IT Equipment range
  - OK to +115°F
  - Need containment



# Backup Power

- Massive amount of batteries to tolerate short glitches in power
  - Just need long enough for backup generators to startup
- Massive collections of backup generators
- Huge fuel tanks to provide fuel for the generators
- Fuel replenishment transportation network (e.g. fuel trucks)

# Fault Tolerance

- At the scale of new data centers, things are breaking constantly
- Every aspect of the data center must be able to tolerate failures
- Solution: Redundancy
  - Multiple independent copies of all data
  - Multiple independent network connections
  - Multiple copies of every services

# Failures in first year for a new data center (Jeff Dean)

~thousands of **hard drive failures**

~1000 **individual machine failures**

~dozens of minor **30-second blips** for DNS

~3 **router failures** (have to immediately pull traffic for an hour)

~12 **router reloads** (takes out DNS and external VIPs for a couple minutes)

~8 **network maintenances** (4 might cause ~30-minute random connectivity losses)

~5 **racks go wonky** (40-80 machines see 50% packet loss)

~20 **rack failures** (40-80 machines instantly disappear, 1-6 hours to get back)

~1 **network rewiring** (rolling ~5% of machines down over 2-day span)

~1 **rack-move** (plenty of warning, ~500-1000 machines powered down, ~6 hours)

~1 **PDU failure** (~500-1000 machines suddenly disappear, ~6 hours to come back)

~0.5 **overheating** (power down most machines in <5 mins, ~1-2 days to recover)

# Choose data center location drivers

- Plentiful, inexpensive electricity
  - Examples - Oregon: Hydroelectric; Iowa: Wind
- Good network connections
  - Access to the Internet backbone
- Inexpensive land
- Geographically near users
  - Speed of light latency
  - Country laws (e.g. Our citizen's data must be kept in our county.)
- Available labor pool



# Google Data Centers

## Americas

Berkeley County, South Carolina

Council Bluffs, Iowa

Douglas County, Georgia

Quilicura, Chile

Jackson County, Alabama

Mayes County, Oklahoma

Lenoir, North Carolina

The Dalles, Oregon

## Asia

Changhua County, Taiwan

Singapore

## Europe

Hamina, Finland

St Ghislain, Belgium

Dublin, Ireland

Eemshaven, Netherlands



# Google Data Center - Council Bluffs, Iowa, USA



# Google data center pictures: Council Bluffs

